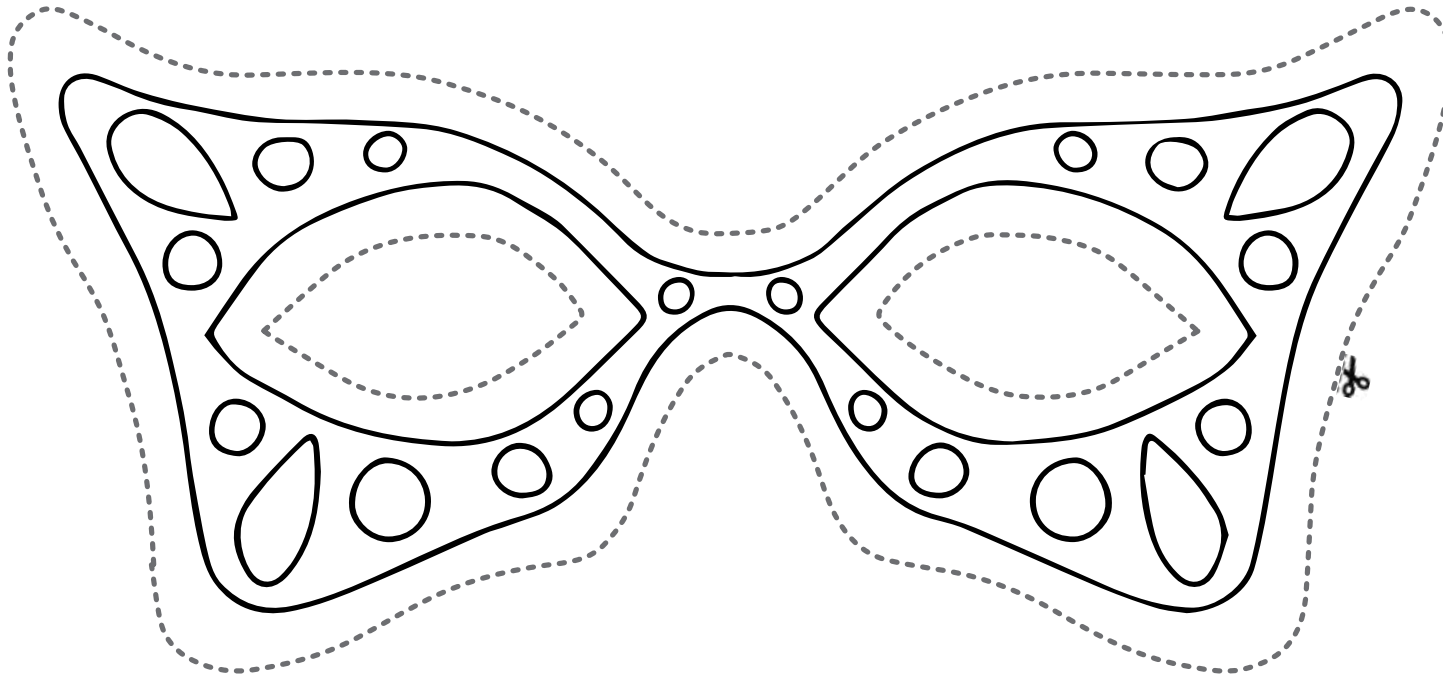


# Ladysmith Days 2021

## Mardi Gras Mask



### Instructions


- ① Colour & decorate your mask.
- ② Ask a grown-up to cut along the dotted lines.
- ③ Glue or tape a stick to the side of the mask.
- ④ Try your mask on

**\*Will work better with thicker paper.**



# Ladysmith Days 2021

## Mardi Gras Mask



### Instructions


- ① Colour & decorate your mask.
- ② Ask a grown-up to cut along the dotted lines.
- ③ Glue or tape a stick to the side of the mask.
- ④ Try your mask on

**\*Will work better with thicker paper.**



# Ladysmith Days 2021

## Mardi Gras Mask



### Instructions


- ① Colour & decorate your mask.
- ② Ask a grown-up to cut along the dotted lines.
- ③ Glue or tape a stick to the side of the mask.
- ④ Try your mask on

**\*Will work better with thicker paper.**



# Ladysmith Days 2021

## Mardi Gras Mask



### Instructions

- ① Colour & decorate your mask.
- ② Ask a grown-up to cut along the dotted lines.
- ③ Glue or tape a stick to the side of the mask.
- ④ Try your mask on

**\*Will work better with thicker paper.**

